

PROTOCOL FOR CLEANING AND MAINTENANCE OF TEXTILES, SYNTHETICS AND LEATHERS.

Recommendations for the cleaning and maintenance of textiles and synthetics for curtains and upholstery.

For the treatment of stains on textiles and synthetics, we recommend the use of cleaning products specifically developed by Pytón for this purpose. Although, in the absence of these, some general practical advice can be considered:

- Treat the stain immediately to prevent it from being absorbed and permeating the fabric or synthetic. Most of all, stains that are caused by a dye without a correct fixation, as can happen with some denim garments, spills, sweat, etc.
- Never rub the stain or press it aggressively. First remove the excess spillage with a clean cloth and start cleaning from the outer edge towards its inner core, thus preventing it from spreading and entering the texture.
- Never try to remove the stain with generic household cleaning products (oily substances or aggressive solvents of chemical or acid components, as these substances would alter the fabric or synthetic), especially avoiding polishes, waxes, glass cleaners, dry foam or other non-recommended chemical compounds, as they can seriously affect your upholstery.
- Do not apply dry foam, as it reduces the protection treatment.
- Classic stains (tomato, chocolate, soft drinks, etc.):
Use the products recommended for this purpose or, otherwise, treat the stain with a white microfiber cloth, slightly moistened with warm water and a neutral pH soap (with a maximum of 30% potassium solution). Preferably air dry (vacuum / dryer).
- In the event of stains produced by mud, dirt, etc., let it dry and brush lightly first and then vacuum it. If the stain persists, proceed as in the classic stains.
- Regular maintenance and care are recommended, avoiding the settlement of dust and dirt, using a soft bristle brush, vacuum cleaner or cloth regularly.
- Avoid placing the furniture in spaces very close to a source of extreme heat or cold.
- Make sure that halogen bulbs (hot light) are not focused directly on the furniture.

Note: We must point out that stains caused by pens, sweat, migrations (discoloring), depending on their intensity, are difficult to deal with without affecting the structures of the materials used, therefore we cannot guarantee their complete elimination without altering the quality of the treated areas.

Pens, jeans or other fabrics without the proper fixing treatment in their dyeing process, stain the textile or synthetic upholstery with their pigmentation. To minimize its effect, we recommend using a cloth dampened in a solution of water with diluted alcohol.

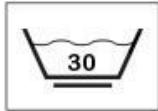
Sweat, which contains acidic agents, can affect the structure of materials. The wear effect can be minimized if, immediately after impregnation, a cloth moistened with water and soap with a neutral pH is used. Then clean the soapy remains with warm water and dry preferably with air (vacuum cleaner / dryer) or, alternatively, a dry cloth, avoiding leaving moisture.

The cleaning process may need to be repeated several times.

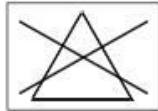
Pytóncontract

These suggestions, together with a handling according to the advice that we provide, will allow you to enjoy the warmth and quality of the materials for a long time and, in the case of synthetics, to maintain the ductility and qualities inherent to the original attributes of imitation leather.

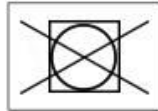
It is recommended, after a treatment with a stain remover, to apply the cleaning kit solution, following the indications already mentioned, in order to maintain its hydration tone.



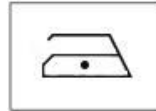
30°C maximum



No bleach



Do not use dryer



Maximum 110°
over a cloth



Dry cleaning
is not
recommended

PROTOCOL FOR CLEANING AND MAINTENANCE OF LEATHER.

Recommendations for the cleaning and maintenance of leather upholstery.

Not suitable for plush leathers, split leather, nubuck and leathers with a natural finish.

For the treatment of stains on leather upholstery, we recommend the use of cleaning products specifically developed by Pytón for this purpose. Although, in the absence of these, some general practical advice can be considered:

- Treat the stain immediately to prevent it from being absorbed and permeating the leather.
- Never rub the stain or press it aggressively. First remove the excess spillage with a clean cloth and start cleaning from the outer edge towards its inner core, thus preventing it from spreading and entering the texture.
- Never try to remove the stain with generic household cleaning products (oily substances or aggressive solvents of chemical or acid components, as these substances would alter the leather's intrinsic quality), especially avoiding polishes, waxes, glass cleaners, dry foam or other non-recommended chemical compounds, as they can seriously affect your upholstery.
- Do not apply dry foam, as it reduces the protection treatment.
- Classic stains (tomato, chocolate, soft drinks, etc.):
Use the products recommended for this purpose or, otherwise, treat the stain with a white microfiber cloth, slightly moistened with warm water and a neutral pH soap (with a maximum of 30% potassium solution). Preferably air dry (vacuum / dryer).
- In the event of stains produced by mud, dirt, etc., let it dry and brush lightly first and then vacuum it. If the stain persists, proceed as in the classic stains.
- Regular maintenance and care are recommended, avoiding the settlement of dust and dirt, using a soft bristle brush, vacuum cleaner or cloth regularly. Apply moisturizing cream or horse fat (in less quantity, given its degree of absorption) regularly every 4/5 months, intensifying its application in winter.
- Avoid placing the furniture in spaces very close to a source of extreme heat or cold.
- Make sure that halogen bulbs (hot light) are not focused directly on the furniture.
- Hydrate your upholstery on a monthly basis regardless of the applications incorporated in the cleaning kit.

Note: We must point out that stains caused by pens, sweat, migrations (discoloring), depending on their intensity, are difficult to deal with without affecting the structures of the materials used, therefore we cannot guarantee their complete elimination without altering the quality of the treated areas.

Pens, jeans or other fabrics without the proper fixing treatment in their dyeing process, stain the upholstery material with their pigmentation. To minimize its effect, we recommend using a cloth dampened in a solution of water with diluted alcohol.

Sweat, which contains acidic agents, can affect the structure of materials. The wear effect can be minimized if, immediately after impregnation, a cloth moistened with water and soap with a neutral pH is used. Then clean the soapy remains with warm

water and dry preferably with air (vacuum cleaner / dryer) or, alternatively, a dry cloth, avoiding leaving moisture. Avoid drying in the sun.

The cleaning process may need to be repeated several times.

The Pytón cleaning pack has been studied and developed specifically for the proper maintenance of its LEATHER upholstery.

At Pytón we share your interest in keeping your environment in the healthiest climate and, therefore: we are committed to providing you with the solutions that are available to us through research and technology advances.

COMPOSITION OF THE SKIN CLEANING KIT

Not suitable for plush leathers, split leather, nubuck and leathers with a natural finish.

These solutions (cleaning liquid and moisturizing liquid) are specific to remove old nutrients, grease and persistent dirt. It allows to maintain the ductility and qualities inherent to the original attributes of the leather.

INSTRUCTIONS FOR USE

Understanding that impurities are removed daily with a gentle brushing, we will reinforce this action weekly by applying the cleaning solution from the kit.

1. Shake the cleaner container.
2. Spray the area to be treated lightly and evenly, at a distance of approximately 20 centimeters.
3. Allow a few seconds to elapse, in order for the solution to act on the leather.
4. Proceed to dry it with the white cloth included in the kit for this purpose.

In the case of organic stains (tomato, liquids, sauces, etc.), it is important to tend to them immediately to avoid their impregnation in the fibers.

- Proceed to remove the excess of the spill with any clean cloth and apply the cleaner following the steps already indicated.
- Repeat the process, if necessary, gently brushing the treated surface.

This compound has been specifically formulated, so it can be applied daily.

After treatment with the cleanser we recommend applying the solution from the moisturizing kit, in order to maintain its hydration tone, which, in addition, is ideal for its waterproof and antistatic values, providing the leather and its pigmentation, elasticity and softness , thus prolonging the life of the upholstery.

For the application of the moisturizer it is necessary that the surface to be treated is dry, impregnating the cloth that we accompany in our kit, or spraying directly on the leather using a small amount and distributing it evenly on the surface to be treated.

Then apply the cloth to dry and polish.

Note: We must point out that stains caused by pens, sweat, migrations (discoloring), depending on their intensity, are difficult to deal with without affecting the structures of the materials used, therefore we cannot guarantee their complete elimination with the organic-

Pytóncontract

based compounds with which these cleaning formulations are treated, which are studied so as not to alter the structure of the qualities applied.